



ESCE International Student Guide

2016-2017

1. WELCOME TO GROUPE ESCE	3
2. INTERNATIONAL RELATIONS OFFICE	4
3. ABOUT GROUP ESCE.....	5
4. ACADEMIC CALENDAR	6
5. GENERAL RULES AND REGULATIONS.....	7
6. INFORMATION ON FRENCH VISA AND TEMPORARY STAY PERMIT.....	8
7. MEDICAL HEALTH INSURANCE	11
8. ACCOMMODATION IN PARIS.....	13
9. INFORMATION ON HOUSING SUBSIDY – GOVERNMENT AID (CAF)	20
10. OPENING A FRENCH BANK ACCOUNT	21
11. HOW TO GET TO ESCE CAMPUS?	22
11.1 ESCE LYON CAMPUS	24
12. IT INFORMATION AND LEARNING CENTER.....	25
13. REGISTRATION PROCEDURES	30
14. STUDENT'S ASSOCIATIONS, ON-CAMPUS FACILITIES AND WHAT TO DO IN PARIS	30
15. TRANSPORTATION IN PARIS.....	35
16. CURRENCY AND BANKING IN FRANCE.....	37
17. OTHER USEFUL INFORMATION	38
ESTIMATED COST OF LIVING	39
IN PARIS INFORMATION	40
INFORMATION TO LEAVE AT HOME WITH YOUR FRIENDS AND FAMILY	43
MAP OF PARIS.....	44
SURVIVAL FRENCH	45

1. Welcome to Groupe ESCE



We wish to warmly welcome you to Groupe ESCE and to Paris.

With nearly 46 years of experience, our faculty, staff and students at Groupe ESCE work harmoniously to build a friendly and interactive learning environment. Regardless of the length of your studies at ESCE, one month, one semester, one year or three years, we urge you to embrace your educational and cultural experience here. We encourage you to take advantage of the learning facilities, networking with your professors and classmates while you are here. Take this as an opportunity to expand and enrich your learning and cultural experience which will help you in developing an internationally recognized profile to build a successful career.

We wish you all the success with your studies and we look forward to meeting you.

Sincerely,

Groupe ESCE



2. International Relations Office

The Office of International Relations at ESCE is the primary contact for the International Students. The office consists of a team of ten who no doubt have big hearts and will be ready to assist you whenever you have any questions regarding Paris, or your program at ESCE.



Karine GAUTIER

Director of International Relations

00 33 (0) 1 81 51 15 35

karine.gautier@esce.fr

Office SC005

Speaks:    



Mimi MAUNG TRENTIN

International Recruitment and Admissions Manager

00 33 (0) 1 81 51 15 38

mimi.maung@esce.fr

Office SC004

Speaks:   



Laurence FREUDENREICH

French Professor and Manager of the French Department

00 33 (0) 1 81 51 15 43

laurence.freudenreich@esce.fr

Office 407 (Eiffel 3)

Speaks:    





Jianle LI,

Chinese Professor and Manager of the Chinese Department

00 33 (0) 1 81 51 15 44

jianle.li@esce.fr

Office 407 (Eiffel 3)

Speaks:   



Gala CIPOLLA

International Relations Coordinator

00 33 (0) 1 81 51 15 47

gala.cipolla@esce.fr

Office SC004

Speaks:    



Jennifer KRAUS

International Relations Coordinator

00 33 (0) 1 81 51 15 40

jennifer.kraus@esce.fr

Office SC004

Speaks:    



Tiffany MEKSAVANH

International Relations Coordinator

00 33 (0) 1 81 51 15 36

tiffany.meksavanh@esce.fr

Office SC004

Speaks:    



Charlotte MORVAN

International Relations Coordinator

00 33 (0) 1 81 51 15 39

charlotte.morvan@esce.fr

Office SC004

Speaks:   



Claudia MUELLER

International Relations Coordinator

00 33 (0) 1 81 51 15 64

claudia.mueller@esce.fr

Office SC004

Speaks:   



Cleopatra NARCISSE

International Relations Coordinator

00 33 (0) 1 81 51 15 22

cleopatra.narcisse@esce.fr

Office SC004

Speaks:   

OFFICE HOURS	OUR MAILING ADDRESS
9:00 AM – 6:00 PM	10 Rue Sextius Michel 75015 paris FRANCE
Our Office: Campus Eiffel 1, Ground Floor, Room SC004, SC005	



You can also join us on Facebook: ESCE International Students

<http://www.facebook.com/pages/ESCE-International-Students/177877105592403>

3. About Group ESCE

With an alumni network of 7,500 students, ESCE currently welcomes 2,573 French and about 700 foreign students who are mainly in the five-year graduate program. ESCE has also established partnerships with about 150 universities in 45 countries around the world for bilateral International exchange programs. Our teaching staff consists of 64 full-time permanent professors and about 140 associate professors.

3.1 History of ESCE

Founded in 1968, ESCE is a Private Higher Education Institution recognized by the State. The ESCE diploma is countersigned by the Ministry of Education (Middle and Upper management positions).

State Recognition

Delivered by the Ministry of Education, recognition means: strict assessment of training quality, academic level, permanent staff, program content, employment possibilities for its graduates, equipment and facilities, coherence between training and goal aimed by the school, institution's financial stability and its administrative organization.

Diploma validated by the French National Ministry of Education

This validation defines the professional qualification of a training program on a scale from Level I to Level V. Level I is equivalent to a minimum of 5 year of higher education studies, Level II is equivalent to 3 or 4 years. A commission composed of different organizations (Ministries, Businessmen, Chambers of Commerce...) approves the diploma. Since 2007 Academic year, ESCE diploma is recognized at the Level I as a 5-year program.

ESCE is a member of the Conférence des Grandes Ecoles (**CGE**). The Conférence des Grandes Écoles is a non-profit association of engineering schools, management schools and higher education institutions offering other specialities. All the Grandes Écoles are recognised by the State and offer a nationally-certified degree upon completion of five years of post-Baccalaureate study, at Master's level. Its members also include companies, alumni associations and organizations.

ESCE is also internationally accredited by EPAS. This accreditation evaluates the quality of business schools and management programs that have international perspectives. This accreditation system is operated by EFMD (European Foundation for Management Development), a European based, global accreditation body of quality in management education.



4. Academic Calendar

The academic calendar dates for courses and exams will be sent to you by email directly from the ESCE International Relations Office.



SEMESTER 1 (FALL)	
Orientation Week	25/08/2016 & 26/08/2016 <i>Mandatory for new international students</i>
Start of classes	29/08/2016
Breaks	24/10/16 -30/10/16
End of Classes	18/12/2016- (exams included)
Christmas break	19/12/2016 -08/01/2017
Fee paying Winter Program	Fee paying intensive French course 09/01/2017-20/01/2017

SEMESTER 2 (SPRING)	
Orientation Week+ International days	January 16 th and 17 th 2017 January 18 th , 19 th 2017
Start of classes	09/01/2017 only for 3rd year classes 23/01/2017 2 nd & 4 th year classes
Breaks	13/02/2017-19/02/2017
	10/04/2017-16/04/2017
End of classes	28/05/2017 at the latest (exams included)

FRENCH BANK HOLIDAYS 2016/2017
New Year's Day: 01/01/2017
Easter Monday: 16/04/2017
Labor Day: 01/05/2017
Victory Day 1945: 08/05/2017
Ascension Day: 25/05/2017
Whit Monday: 04/06/2017
Bastille Day: 14/07/2017
Assumption: 15/08/2017
All Saints Day: 01/11/2016
Liberation Day 1918: 11/11/2016
Christmas Day: 25/12/2016

5. General Rules and Regulations

A more detailed list of the academic rules and regulations at ESCE will be provided to you upon your arrival in Paris.

5.1 Attendance

Attendance is mandatory for all classes. All students in the program must be present in class at all times and at all assessments. Attendance is checked and may have an impact on the overall grades of the students.

5.2 Assignments

There will be some assignments and projects given during the program. All students must complete the given assignments and projects to receive a final grade for the program. The detail assessment of the courses will be explained by the instructors at the beginning of each course.



5.3 Final Examination

Each course will include a final examination either in the form of written examination or in the form of an oral presentation. Students must successfully complete the final examination in order to complete the course.

5.4 Plagiarism and Cheating

Fraud, attempted fraud, plagiarism or any form of cheating is taken as great offense according to the ESCE policy. These cases will be treated case by case and will be considered by a Disciplinary Committee. Suspensions from the course may be taken according to the regulations.

6. Information on French Visa and Temporary Stay Permit

6.1 French Visa

The following information is for all students who are attending ESCE for any of the following programs: exchange, double-diploma, MASTER, and summer programs.

If you are a citizen of a Non-European Union country, and if you are in France for your studies for more than 3 months, **you will require a French long-term visa to study in Paris.** Since January 2010, all students should follow Campus France procedures to apply for a study visa:



you

www.campusfrance.org. Campus France will assist you step by step. Please note that the process may take a while, therefore your early action is encouraged. You will need to apply for the visa at the nearest French Embassy or French Consulate in your city to get your visa before arriving in France.

If your country doesn't follow a campus France procedure; please contact the nearest French Consulate in your country to obtain information regarding your visa requirement well in advance before your departure date from home.

The necessary documents required to apply for the Visa may differ from one country to another. However, your passport and the official invitation letter from the school are always among the required documents.

If you are a citizen of a European Union country, you normally do not need a visa to study in France for 6 months unless you hold a special status of citizenship or residency in your home country. When in doubt, please contact Campus France or the nearest French Embassy or the French Consulate in your city to obtain information on whether a visa is required for you. It is your responsibility to obtain this visa before your arrival in France.

Masters & visiting students only: Your acceptance letter required for the Visa will be sent as soon as you have paid your Registration deposit into the program. This letter provides proof that you are indeed registered in the program and it specifies the dates you will physically need to be in Paris.

In general terms the following documents are required in order to obtain a student's long stay visa for France:

- The student should apply for the visa no more than 3 months before the beginning of the program
- Photo - following the consulate specifications
- Evidence of sufficient financial means for the full study period - €615 per month
- Proof of accommodation for the first 3 months of the stay
- **Proof of registration** - The acceptance or enrollment letter from the French institution
- Valid passport

If the student is from one of the countries in the following list, they should go to the Campus France website of their country and complete all their requirements before going to the consulate.

Algeria	Argentina	Benin	Brazil	Burkina Faso	Cameroon
Chile	China	Colombia	Comoros	Congo (Brazzaville)	Cote d'Ivoire
Gabon	Guinea	India	Indonesia	Japan	Lebanon
Madagascar	Mali	Marocco	Mauritius	Mexico	Peru
Senegal	Russia	South Korea	Taiwan	Tunisia	Turkey
USA	Vietnam				

In this case the visa process will follow this sequence:

- 1 - Campus France application process (www.campusfrance.org)
- 2 - Visa process through French consulate
- 3 - Arrival in France
- 4 - OFII procedures

It's important to verify with the French consulate of each country the specific documents that are necessary!

6.2 Different types of VISA

Short-term stay in France – for Non-European Union citizens

If you are in France at ESCE for less than 3 months (ie. summer program), depending on your country of citizenship, you may or may not need a visa. Please contact the nearest French Consulate in your country to obtain information regarding your visa requirement well in advance before your departure date from home.

Short-Term visa:

If your visa says “dispense temporaire de carte de séjour” you don't need to do anything (with the Préfecture or the OFII office) when you are in France. You won't be able to work or apply for the housing subsidy, AND when your visa expires you need to go home; with this indication you can't get a residence permit. If you want to extend your stay you need to go back to your home country and ask for a new visa.

Long-Term visa:

This type of visa should indicate that a temporary residence permit should be solicited upon arrival in France or it should indicate “carte de séjour à solliciter dès l'arrivée”.

To apply for the temporary residence permit, upon arrival in France you will need the following documents:

- ETR, ETUD, CERFA and ANAEM forms (given by the French consulate or embassy)
- your housing contract
- a bank statement
- an attendance certificate (given by ESCE)
- your birth certificate translated in French by a person certified by the French government
- copy of your passport
- copy of your visa
- 3 ID pictures

VLS-TS (long stay):

The French Consulate provides the visa VLS-TS (long stay) which indicate “Carte de séjour” (residence permit). They will provide the **OFII Form**.

When you arrive in France, your passport will be stamped at the airport (date of entry in France). As soon as you arrive in France you need to apply through the OFII office with the support of International Relations Office. It is mandatory within the three months after your arrival in France to do this procedure.

When the VLS-TS visa is issued, the consulate will give the applicant an official form (with instructions) that the applicant must present to the French office of immigration and integration (OFII).

With this visa you are able to apply for the housing subsidy and work for a maximum of 20 hours a week (960 hours per year).

In case you want to stay longer in France, it will be possible but only if you apply for the “carte de séjour” **at least two months before the expired date of your first visa.**

VISA is required in France for Non-European Union citizens who study in Europe with Schengen visa or residence permit.

TO DO UPON ARRIVAL IN FRANCE FOR LONG TERM OR VLS TS VISA

Holders of the VLS-TS visa no longer have to obtain a residency permit from the prefecture having jurisdiction over their place of residence in France, but they do have to report to the OFII and complete several administrative formalities.

Specifically, a VLS-TS holder must, **upon arriving in France, send to the OFII by registered mail** (return receipt requested):

- The official form received from the consulate that issued the visa.
- A copy of passport pages showing the visa holders identity and the stamp indicating entry into France (or into the Schengen area).

Upon receipt of these documents, the local office of the OFII will send the visa holder, by regular mail to the address provided by the visa holder), a letter acknowledging receipt of the form and possibly asking the holder to report for a **medical examination** if such an examination was not performed in the holder's country of origin or upon entering France.

Special cases:

1. Students residing in Paris must bring the above documents to the OFII. During the months of September, October, and November, students may use the OFII office at the Cité Internationale Universitaire de Paris (CIUP). At other times of the year, they must bring the documents to OFII's Paris headquarters.

2. Some institutions (including many of France's universities) have entered into agreements with OFII. Where such an agreement exists, the student must submit the above documents to the institution's international student office. Students are strongly advised to learn, before arriving in France, whether an agreement exists between their host institution and OFII.

In all cases, a tax of €58 must be paid by purchasing a tax stamp marked "OMI" or "ANAEM."

The stamp may be purchased:

- online at www.timbresofii.fr
- in certain shops that sell tobacco products (Tabacs)
- at tax offices.

7. Medical Health Insurance

7.1 For European Students

All European Union citizens should have the European health coverage and should provide one copy upon arrival.

7.2 For Non-European Students

All Non-European students staying more than 3 months are required to purchase a French health insurance. The cost of a doctor's visit can be expensive (between 23€ to 80€). In France, you will have to pay for a doctor's visit at the time of your visit, and if you have health insurance, you are able to claim it back after the visit by submitting the receipts. The amount and the eligibility of the claim depend on the type of insurance you have.

IMPORTANT: ALL THE INTERNATIONAL STUDENTS FROM A NON-EU COUNTRY NEED TO APPLY FOR THE FRENCH HEALTH INSURANCE. IT COSTED 215€ IN 2015-2016(SUBJECT TO CHANGE)



It should be paid by bank transfer only at ESCE. We recommend you to pay the French insurance before arriving in order to be covered from the beginning of the semester.

A session will be organized during orientation and you will get your attestation as soon as we receive it from the health insurance company.

All the information about the Health Insurance can be found on the following website:

<http://www.smerp.fr/secu-etudiante/etudiants-etrangers>

Contact for English speaking doctors: In 15th arrondissement

Docteur BARRO LECOMTE

28 Rue Viala 75015 Paris

7.3 Procedures for Non-European Students

*Choose a referent doctor

Go to the doctor with your French social security attestation. If it's the first time you see this doctor, you need to choose him as a referent doctor. In order to do so, you need to complete the "**Déclaration de choix du médecin traitant**" (delivered by the doctor or which can be downloaded on internet)

http://www.ameli.fr/fileadmin/user_upload/formulaires/S3704.pdf.

1-You really need to do it as soon as you see the doctor. If you don't do the "Déclaration de choix du médecin traitant" you will be reimbursed 30% instead of 70%. If you have an international insurance, please contact them to have the complementary reimbursement (if it's possible).

2-For the first time, you need to send as well to the French social security your **bank Information ("RIB")** to have the money back directly on your bank account.



3-The third document you need is the "**Feuille de soin**" (brown paper given by the doctor) that you have to send back to the French social security each time you go to the doctor.

To sum up you have 7 documents to send back to the SMEREP:

1st document: The "**Déclaration de choix du médecin traitant**" when you go for the first time to the doctor.

2nd document: Your Bank Information ("RIB") to send at the beginning with the 1st document written at the back your Last Name, First Name, Date of Birth and Address in France

3rd document: your Identity card/passport to send at the beginning with the 1st and 2nd documents.



- 4th document: the copy of the Health Insurance attestation with the 3 documents at the beginning
- 5th document: An original of your birth certificate in French provided by the French consulate or embassy in your home country (with the apostile) or a multi languages birth certificate
- 6th document: Copy of your Visa
- 7th document: The "**Feuille de soin**" that you need to send back each time you go to the doctor.

For your information, when you send your "Feuille de soin" it can take up to 2 months to get the money back.

7.4 Doctors and pharmacies around the school



General Doctor

LOY Françoise
22 Rue Rouelle
01 45 78 61 67

Etudes et Santé
12 Rue Viala
01 53 95 30 01

Barro-Lecomte Françoise
28 Rue Viala
01 45 77 38 29

Dentist

Karaa Raymond
47 Boulevard de Grenelle
01 45 79 12 29

Otorhinolaryngologist
BELNOUE Alexandre
22 Rue Saint-Charles
75015 Paris
01 45 77 38 05

Ophthalmologist

Dr Michele Stagel
4 Rue Robert de Flers
01 45 79 00 79

Loy Françoise
22 Rue Rouelle
01 45 78 61 67

Camilleri Lionel
105 Quai Branly
01 45 77 21 48

Pharmacy

Derhy Victor
39 Boulevard de Grenelle, 75015 Paris
01 45 79 53 19

Pharmacie du théâtre
42 Rue du Théâtre, 75015 Paris
01 45 77 15 65

Pharmacie Centrale
9 Rue Robert de Flers, 75015 Paris
01 40 59 00 76

8. Accommodation in Paris

- ESCE is in contact with some student residences in Paris: Restignat Cachan, Melon District, Cité Universitaire, Pythagore Grande Arche, Studéa, Studélites Students residences (Budget from 500€ to 1000€ per month) and you have two other options to choose:
- Homestay: from 690€ to 1110€ per month (with breakfast or half board)
- Private market: from 700€ to 1500€ per month

Housing in Paris is quite difficult to find and also expensive. If you want to rent a flat in France, you will need a guarantor (someone paying tax in France or your parents giving proof of their salary to secure payment of your rent). If you don't have guarantor, you will be required to pay all your rent in advance!

When making reservations, you will be required to pay:

- Administration fee (nonrefundable) usually one extra month of your rent
- Deposit (one month of rent refunded within two months after your departure date if there is no damage in your flat)
- First month of rent

If you choose to stay at one of these residences, please contact ESCE (STEP 2 of your application process).

If you wish to find your own apartment in Paris, please consult the "Other housing possibilities in Paris" page in this guide to find housing information. ESCE will not be able to find you an apartment in Paris however, we will be happy to advise you.

8.1 Homestay

8.1.1 France Accommodation

Homestay is certainly the best housing option for international students who wish to learn about French culture, a day to day living, practicing your French in a non-structured environment, aside from your French language lessons.

By working with hundreds of Paris hosts, they are able to provide a beneficial and higher quality homestay experience for each participant.

Your comfort and experience are their number one priority. FAC takes great care to ensure you: Carefully screened, qualified and culturally aware hosts.

The homestay is an option with a secure and safe environment in a happy and comfortable home in central Paris and residential areas, at walking distance from public transportation such as the metro and bus.

To match your requirements as closely as possible with a suitable host, type of family, area, closed to your school.

This is a choice of accommodation with suitable options with your daily schedule, duration of stay and budget.

All the homestays we provide include:

- A private bedroom, properly furnished, including a working table and a closet.
- A bathroom to be shared with the other residents. In some cases a private bathroom is facilitated.
- Linen and towels are changed weekly and laundry facilities are available once a week as a minimum
- Access to utilities (TV, Internet, Wifi)

You will be given a key on arrival. In case of loss or theft, it will be your responsibility to have it replaced and the lock repaired or even changed.

More information on: http://www.fac-paris.com/us/options_fees.php

8.1.2 Atome

Another trustful link between students and families, ATOME will take complete charge of setting up your accommodations with a host family in Paris. It will provide quality service and select your host families (they are connected to more than 200 families into Paris) according to rigorous standards.

They visit and select your host families based on the following criteria:

- Their motivation for welcoming a “foreigner” into their home.
- Their willingness to participate in an exchange with a culture that is not their own.
- A dedicated room for the student and the condition of the apartment.
- Their ability to invest themselves in such an exchange.
- Their determination to project a positive image of France. They are fully aware that financial considerations are important for these families but in no case should be the primary motivation for seeking a home stay.

More information on: <https://www.atomeparis.com/en/>

8.2 Residences

All the information is summarized in the board below.

Résidence	Address	Website	Time to school	Type of room
Restignat*	Service Accueil Résidence Jacques Restignat 36 avenue du Président Wilson 94230 Cachan Cedex	http://www.residence-etudiante-restignat.fr/video.php	40 minutes	Single room with your own bath room, kitchen to share on the floor
Cité Universitaire*	27 Boulevard Jourdan, 75014 Paris	http://www.ciup.fr/	30 minutes	Single room with or without your own bath room, kitchen to share on the floor Double room (to share with another student), bathroom to share, kitchen on the floor
Melon District*	56 rue Roque de Fillol, 92800, Puteaux, Paris	www.melondistrict.com	35 minutes	Room with individual bathroom, kitchen to share
Studea**	1.Bleuzen, 27 rue Bleuzen, 92170 Vanves	http://www.nexity-studea.com/	30 minutes	Studio: you will have your own bathroom and kitchen in your studio
	2.Monnet, 32/42 rue Marcheron, 92170 Vanves		38 minutes	
	3.Marcheron, 26 rue Marcheron, 92170 Vanves		40 minutes	
Studelites**	1. 119-121 bd Brune, 75014 Paris	http://www.studelites.com/	30 minutes	Studio: you will have your own bathroom and kitchen in your studio
	2.10 rue fulton, 75013 Paris		30 minutes	
	3.137 rue de la Saussière, 92100 Boulogne		30 minutes	
	4.25 rue Auguste Perret, 92100 Boulogne		30 minutes	

	5.6 Place Jacques Madaule, 92130 Issy les moulineaux		30 minutes	
	6.4 allée Edgar Brandt, 92320 Chatillon		35 minutes	
	7.2 rue Théophile Gautier, 92120 Montrouge		30 minutes	
Pythagore**	54, puvis de chavanne, 92400 Courbevoie	http://www.adele.org/public/residence/pythagore-grande-arche-courbevoie.php	45 minutes	Studio: you will have your own bathroom and kitchen in your studio
OSE, club de l'étudiant**	Résidence Vivaldi 49/57 avenue de Paris 94800 Villejuif	http://www.logement-etudiant.com/fiche-residence/Vivaldi/Val-de-Marne/1922	35 minutes	Studio: you will have your own bathroom and kitchen in your studio
	Résidence ST JACQUES 16 rue Jean Claude Arnould 75014 PARIS	http://www.leclubetudiant.com/inf/?l=1&DINFO=1704&RUB=56&SRUB=213&PARAM=ModLevel_35 IdResidence_464	15 minutes	

* Application process through ESCE

** Application on-line only

8.3 Others Residences

Residences/Hostels	Organizations who could help you with your search for housing in Paris	Other useful web sites
Auberge de jeunesse 4 boulevard Jules Ferry 75011 Paris 01 43 57 55 60	CROUS de Paris Service Logement 39 avenue Georges Bernanos 75005 Paris 01 40 51 37 17 www.crous-paris.fr/ Conditions : -Be recognized as a Boursier du gouvernement français (BGF) or Boursier des gouvernements étrangers (BGE). -You have to do it the year before your arrival To know more about the process, you will have to ask you French embassy in your country.	<u>Apartments to share:</u> www.colocation.fr www.appartager.com www.mon-adresse.fr www.explorimmo.com www.lacartedescolocs.fr
Union nationale des Maisons d'Etudiants 01 48 05 73 62 http://www.unme-asso.com/VillesUNME/Paris.html	Association des résidences pour étudiants et jeunes 0820 098 095 www.univercity.fr	<u>Rental offers :</u> www.seloger.com www.immostreet.com www.pap.fr
Estudines Nanterre 50 rue des Vignes 92000 Nanterre 01 41 91 75 00	CIDJ 101 Quai Branly 75015 Paris 01 44 16 64 00 www.cidj.asso.fr	<u>Foyers List:</u> www.unme-asso.com www.mapiaule.com www.adele.org
Estudines Courbevoie 11 allée des Tilleuls 92400 Courbevoie 01 49 97 40 40		<u>Furnished apartments :</u> www.arpej.com http://paris.craigslist.org/

8.4 Agency and Housing Platform

8.4.1 Housing Plateform Housing Anywhere

Housing Anywhere is a student-to-student housing platform. Only people with a VALID STUDENT EMAIL ADDRESS (@esce.fr) can post ad or if your home university has a partnership with this platform.

We will send you all the information to have your mail address @esce.fr as soon as possible.

For more information: <https://www.housinganywhere.com/>



8.4.2 Feel Parisien

Feel Parisien is a hosting service for international students in Paris. We take care finding your accommodation, whether it's a one week stay or a few years, and provide range of services (phone card, bank account, airport transfer, assistance in securing your financial housing aid, and more...). Each client is individually supported during their stay.

Save time, energy and money by having a local contact in Paris who take care everything for you in advance. See our packages, affordable prices and the financial benefits on our website: www.feelparisien.com

Get a 10% discount with the promo code "ESCE"



8.4.3 Uniplaces

Uniplaces is an online booking platform for student accommodation. The website lists thousands of verified properties in 9 countries (France, UK, Germany, Spain, Italy, Netherlands, Portugal, Austria and Poland) and 41 cities across Europe. The website and its customer service are available in 6 languages, 7 days a week. Created in 2013 by 3 young entrepreneurs from different countries - Ben Grech (UK), Mariano Kostelec (Argentina) et Miguel de Santo Amaro (Portugal) - Uniplaces currently counts 120 employees from 14 nationalities and has two offices in Europe (Lisbon and London).

Uniplaces raised a 22 M€ investment in October 2015, enabling the company to develop further across Europe and to help more students who wish to study abroad. Uniplaces is always looking at new ways to help international student with initiatives such as the Uniplaces Scholarship or its Student Brand Ambassador program (the Uniplaces Academy).

50% discount on service fee with the code: ESCEUNI



8.4.4 Comforts of Home

Comforts of Home of Home is Europe's leading provider of study abroad accommodations, housing more than 2000 students every year in Madrid, Barcelona, Rome, Florence, and the French Capital. Here in Paris, Comforts of Home manages nearly 200 apartments throughout the city. The layout and size of our apartments are conducive to shared living (on average, apartments house 4 students, each of whom has approximately 15 square meters of living space), and guarantees independent access to shared living spaces like the kitchen, the living room, and at least one bathroom.



8.4.5 Erashome

ERASHOME is specialized in hosting and housing of French and international students. Several services are available to students, such as housing, home insurance or the CAF help service. Discover all our services on our website <http://www.erashome.com/>



8.4.6 Agency Immojeune

Immojeune is an agency dedicated to student housing. Their website is simple and efficient. You can search for apartments close to your school. Through the website you have access to virtual visits of the apartments, interactive maps, neighborhood descriptions, etc... As you know having a guarantor in France is really difficult, Immojeune has a special partnership with the bank "Caisse d'Epargne". The bank will be the guarantor for the rental process. If you are interested in their services, do not hesitate to contact them through their website (<http://www.immojeune.com/>).

Contact mail: contact@immojeune.com // Phone: + 33 (0) 1 84 17 37 08 / + 33 (0) 7 62 89 62 12



8.4.7 Ensemble 2 Générations

An association dedicated to the accommodation of students with the elderly. The rent is determined according to the help students provide to the elderly. Members must stay in touch with the association all year long. Members must speak French and stay the whole academic year in France. For more information:

http://www.ensemble2generations.fr/etudiants_mission.php



8.4.8 Studapart

Studapart is an online platform that simplifies the steps to find accommodation in Paris. The principle is simple: the platform is fully managed by the university / school to offer the maximum accommodation deals to interested students. This site centralizes ads for students, homeowners, agencies and residences near the school. The ads are only available for students of the school. The idea is to make a more secure and efficient research. Students can also help each other on housing matters.

For more information: <http://www.studapart.com/>



8.5 Important housing information

8.5.1 Electricity Account (EDF)

You have to open your electricity account (EDF) yourself. Upon your arrival, you have to check the electricity meter number in your apartment and call the electricity company (EDF) at 01 42 23 30 10 (only in French).

To open your electricity account you need:

- The rental contract
- Name of the last occupant
- Last recorded meter number
- The details of your French bank account (RIB)

Here is the English website for more information: <http://bleuciel.edf.com/particuliers-54272.html>

8.5.2 Contract dates

Please note your “rental agreement” contract dates are fixed and can’t be changed. Once the contract is signed, the full duration of the contract must be respected and paid.

8.5.3 Taxe d’habitation

Please note that any student staying for one year or arriving in January will have to pay a tax called “taxe d’habitation”. It is mandatory according to the French law!

9. Information on Housing Subsidy – Government Aid (CAF)

Government housing subsidy is called “aide au logement”, and it is under the category of “Caisse d'Allocations Familiales” or simply CAF.

9.1 CAF Application

Who is eligible for the Housing Subsidy?

The French government allows International students or other EU students who are studying in France and have a Temporary Stay permit to get housing subsidy.

The requirements are:

- Type of housing: individual studio or apartment with your name on official housing contract
- Having a French bank account (to be able to receive the bank transfer)
- Having a French health insurance or European Health insurance card for EU citizens
- Having applied for the OFII or for Temporary Residence permit (“carte de séjour”) if applicable



For example, a typical 18 m² single person studio at monthly rent of 700€ can benefit about 200€ maximum per month of subsidy. Please note that subsidies only start the month following the date of application (not when you move in). Therefore, we do advise you to apply as soon as you arrive in your apartment.

9.2 Documents needed to apply for housing subsidy

During the orientation, the International Office will assist you with your application documents. Please note that International Office is sending CAF applications if you want to.

Please ensure that you have the following documents during the first week after your arrival in Paris:

For European Students:

- CAF Application Forms (given by International Office)
- Copy of your ID or Passport
- Your birth certificate translated in French by a person certified by the French government (<http://www.ceticap.com/>) or a multi languages birth certificate
- Copy of your ESCE attestation (given by International Office)
- Copy of your European Health Card
- Your French Bank Account Information, called R.I.B (Relevé d'Identité Bancaire)

For Non-European Students:

- CAF Application Forms (given by International Office)
- Copy of your ID or Passport
- Copy of the visa
- Copy of the OFII form or the OFII stamp (if applicable)
- Your birth certificate translated in French by the French consulate or embassy in your home country (with the apostile) or by the French government (<http://www.ceticap.com/>) or a multi languages birth certificate
- Copy of your ESCE attestation (given by International Office)
- Copy of your French social security number when you receive it.
- Your French Bank Account Information, called R.I.B (Relevé d'Identité Bancaire)

PLEASE NOTE: Subsidy is not guaranteed

10. Opening a French Bank Account

Opening your Bank Account in France is one of the first steps you should make upon your arrival in Paris.

10.1 Documents needed to open a French bank account

Your original passport or EU citizen ID

Proof of Residence in France – "Attestation de Logement" from your landlord

A copy of your ESCE attestation proving your registration

10.2 List of French Bank



Agence Crédit Agricole

33 Boulevard de Grenelle, 75015 Paris

01 44 37 29 75

credit-agricole.fr



Crédit Mutuel

70 Rue des Entrepreneurs, 75015 Paris

0 820 09 99 71

creditmutuel.fr



Société Générale

27 Boulevard de Grenelle

75015 Paris



BNP PARIBAS

BNP Paribas - Paris Duplex 15e

26 Boulevard de Grenelle, 75015 Paris

0 820 82 00 01

bnpparibas.net



Crédit Lyonnais

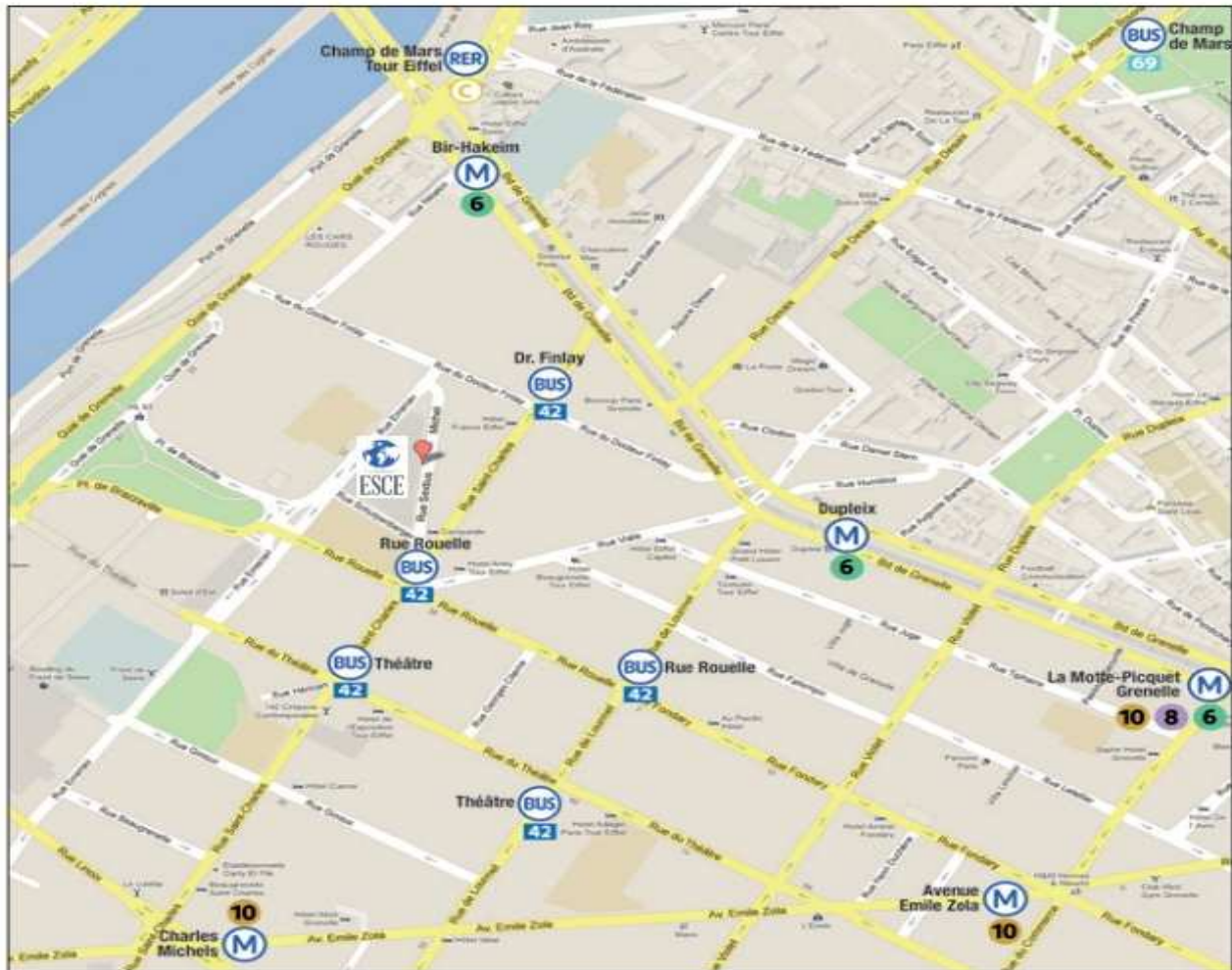
61 Boulevard de Grenelle, 75015 Paris

01 53 95 48 01

lcl.com



Paris 15^e



Métros



Bir-Hakeim ou Duplex



La Motte piquet Grenelle



Charles Michel



RER



Champ de mars- Sortie Métro Bir-Hakeim



Bus



Theatre, Rue Rouelle ou Docteur Finlay



(direct from Sevre Babylone) :
Pont de Grenelle-Place Fernand Forest



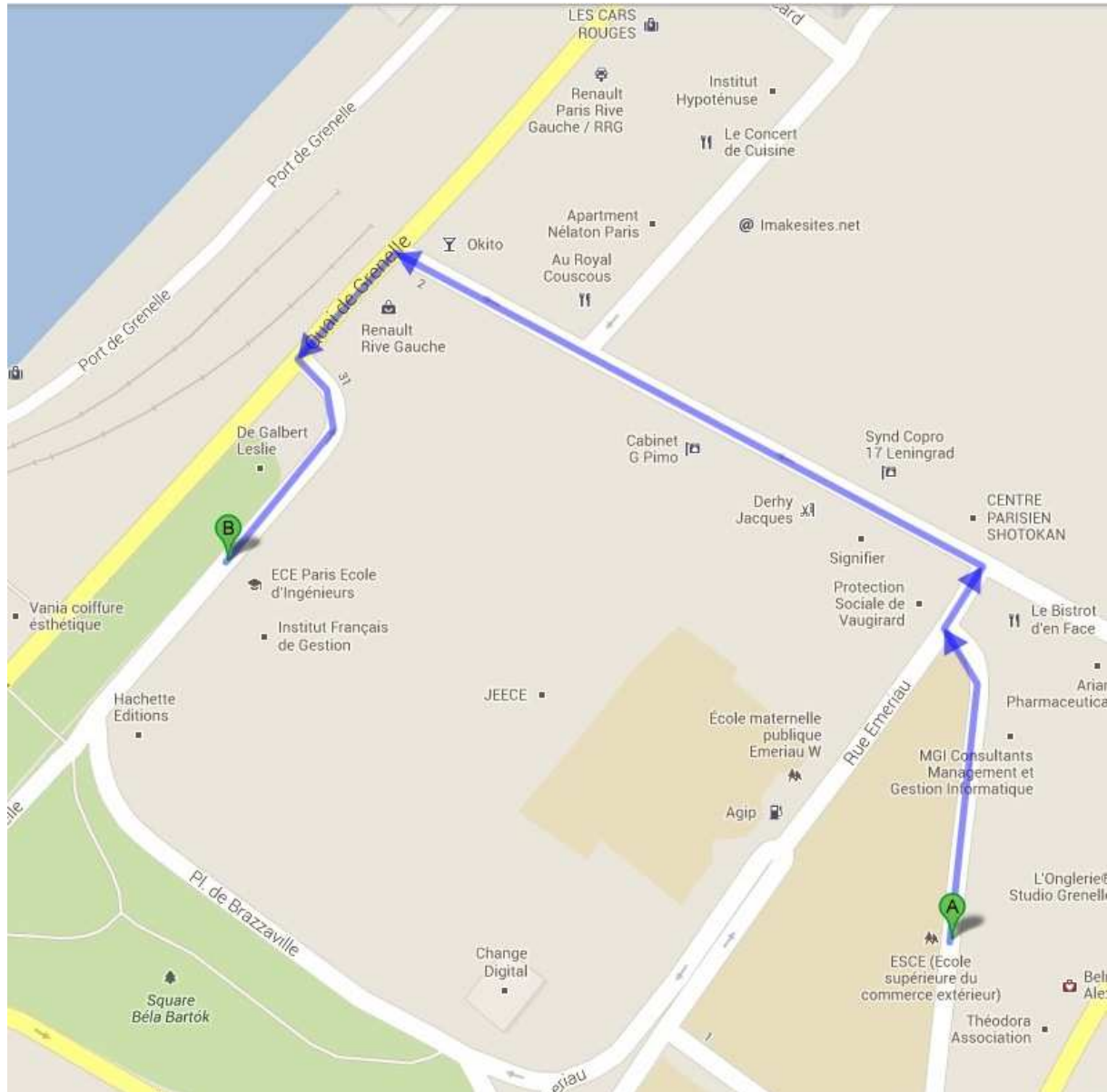
Terminus Champ de Mars



Station 15029 : 27 rue Emeriau (45 velos)
Stations 15103 : Quai de Grenelle (16 velos)
Station 15026 : Face 6 Boulevard de Grenelle (23 velos)
Station 15028 : 54 boulevard de Grenelle (22 velos)

Itinerary to Pollux building (Eiffel 2)

- 1) Take **Rue Sextius Michel** and continue for 147 m
- 2) Take a right on **Rue Emeriau** and continue for 17 m
- 3) Take a left on **Rue du Docteur Finlay** and continue for 188 m
- 4) Take a left on **Quai de Grenelle** and continue for 92 m
- 5) Take the stairs (called **Rampe Vega**)
- 6) At the top of the stairs take left and down the way you will see the ECE building (Pollux – EIFFEL 2)



11.1 ESCE LYON CAMPUS

The ESCE Lyon campus is located on the premises of Jean Moulin – Lyon 3 University, in a beautifully renovated former tobacco factory. Thanks to this real educational partnership between business school and university, ESCE Lyon students enjoy some of the most modern study conditions in Europe. Our international students have the opportunity to take up to 30 ects at our Lyon campus. Please contact the International Office for more information.

The Rhône-Alpes is France's second largest economic region and a major European hub. With its companies focused on intra-European trade, the region abounds with job and internship opportunities for students specializing in International Business. For this reason, ESCE offers its students the opportunity to complete their first three years of study on the Lyon campus at Jean Moulin – Lyon 3 University's IAE.

Jean Moulin – Lyon 3 University, located in central Lyon, is in constant contact with the business world and has a wealth of expertise in international courses. ESCE Lyon enjoys full use of Jean Moulin – Lyon 3 University's modern facilities:


- the 10,000m² library with over 100,000 books and periodicals, a press center (national and regional newspapers, etc.) and a multimedia space for research on the Internet and CD-ROM.
- ESCE Lyon housing: student residence halls available near campus.
- ESCE cafeterias:
 - RESTO'U de la Manu: university canteen (CROUS)
 - CLUB CAF'ET de la Manu: a cafeteria with sandwiches, pizza, etc.
 - Le BISTROT de la Manu (CROUS): a bistro with fresh pasta, hamburger and fries, etc.
- sports: over 7,500 students registered, sixty high performance athletes and thirty-five different sports on offer: – Team sports: football, volleyball, basketball, rugby, handball, water polo, indoor hockey – Combat sports: karate, judo, aikido, tae kwondo, French boxing – Dance: modern jazz, LIA, step, street dance, ballroom dancing – Other sports: weight training, tennis, skiing, golf, horseback riding, fencing, diving, climbing, and more.
- cultural events are held on campus throughout the year: concerts, theater shows, film club, exhibitions, etc.
- outings are organized for students to explore the city, its heritage and its arts and culture venues: to the Lyon Auditorium, the Opera house,



12. IT information and Learning Center

12.1 MyESCE

MYESCE Les départements


Bienvenue Farah HEFIED

[Etudes](#)

[Stages / Apprentissage](#)

[Administration](#)

[International](#)








[Emploi / VIE / Anciens](#)

[Administration pour le staff](#)

[Emploi / VIE / Anciens](#)

[Erasmus](#)

Erasmus registration




-  [1. Administrative Registration](#)
(contact: claudia.mueller@esce.fr)
-  [2. Practical Information & housing *NEW* \(2011/2012\)](#)
(contact: charlotte.morvan@esce.fr)
-  [3. French test online](#)
(contact: elodie.dugauthier@esce.fr)
-  [4. Courses Registration online](#)
(contact: farah.hefied@esce.fr)
-  [5. Second part of the administrative registration with French address](#)
-  [6. Final Evaluation of your exchange program](#)
-  [7. Departure Guide](#)


[Etudiants](#)


MYESCE Le webmail esce.fr

Consultez vos emails : <http://webmail.esce.fr>
(documentation de la messagerie à télécharger [ici](#))


MYESCE Les informations

 **Restez connectés**
 L'ESCE sur [Facebook](#),  L'ESCE sur [Twitter](#).


 **Accédez à votre courriel ESCE à tout moment**
Si vous ne l'avez pas déjà fait, paramétrez votre boîte ESCE sur votre ordinateur ou téléphone mobile.
Documentation en ligne accessible [ici](#)

 **Profitez des réductions et offres spéciales Etudiants de Microsoft et Apple !**


- [Partenariat Microsoft Campus](#)



- [Apple on Campus](#) (matériel + logiciel)



(utilisez votre login du webmail esce pour accéder aux prix spécial Campus. Si le vôtre ne fonctionne pas pour AoC, vous devez alors procéder au changement de votre mot de passe sur un poste du pôle)

 **Over Quota sur votre courriel esce**
N'oubliez pas de vérifier régulièrement l'état de votre quota de **500 Mo** disponible pour votre boîte courriel car une fois le maximum atteint, vous ne recevrez plus la communication ESCE.
Lorsque vous supprimez un courriel, il n'est pas décompté de votre quota, il faut ensuite cliquer sur "vider la corbeille".

[Contact](#) [Modifier son login/Change your login](#) [Se déloguer/logout](#)

Course materials are published by professors by year of study.
Click to "Etudes" and "Votre Coursus" to access to the documents.

12.2 Computers

12.2.1 Computer lab:

All the computers in the rooms below allow you to access Internet, your emails and other software like word 2007, Excel 2007 ...etc.:

- Computer lab self-service in the court yard.
- Computer lab on the 3rd floor (SC320)

Please report any issues to sysadm@esce.fr.

IMPORTANT: please note that you can't bring food or drinks in these rooms.

12.2.2 Login/password:

This login and password will be your principal user ID. You will receive them upon arrival. If you change your password it will change it everywhere you use your user ID (<http://sysuser.esce.fr/>): email account, Windows session, WiFi...etc.

If you forgot your user ID you need to contact the IT department (es@ece.fr) or the webmaster (sysadm@esce.fr).

12.2.3 WiFi:

The new campus has a secure wireless network. You can connect your laptops or your smartphones. You can access the wireless with the same user ID as above; and at the following address: <https://webauth.esce.fr/cas/login?service=http://support.esce.fr/documentation/wifi/&locale=en>.

IMPORTANT: Some laptops can't connect to the wireless network. The most frequent cases are: the age of the equipment, the wireless driver card is outdated or bug.


Please contact the IT department (es@ece.fr) or the webmaster for a computer diagnostic system (bring your computer).

Travel Wifi

Travel Wifi offers the easiest solution to get the Internet in France during your trip: the rental of a personal Wifi hotspot, also called "Pocket Wifi" or "Mifi"! Enjoy the incredibly fast Wifi anytime and anywhere.



TRAVEL WIFI



12.2.4 Printing:

There are four multifunction printers, which allow you to:

- Copy
- Print
- Scan and send by email

From your Word, Excel, PowerPoint, or web page; you need to go to “fichier”, then click on “imprimer”, and choose the printers finishing by 0A or 0B.
 You can use A4 or A3 paper, color or black/white, recto or recto/verso.
 The cost is 0.02€/page for A4 paper in black/white and 0.06€/page for A4 in color (the price is doubled for recto/verso and also for A3 paper). You will need to have your student ID in order to print.

12.2.5 Internet Access:

You have Internet access (through the computer in the computer labs and through WiFi). Access is primarily dedicated to educational uses. The different websites you visit through Internet is recorded on our servers in accordance with the French law.
 An IT charter will be submitted to you, and it will indicate all points.

12.3 What is the Learning Center?

- A physical space with comfortable sofas
- A physical space covered by wifi
- A digital library for students and teachers
- A website which offers an access to many resources on line
- A professional
 - To help you in your researches,
 - To help you to use efficiently each database and find information you need

Website: <http://learningcenter.esce.fr>

To access the contents of the website, you need to login with your codes that you use to access your webmail esce.
 (Login : 1st letter of your name + 7 letters of your surname)



12.3.1 Resources

Factiva : database / national and international daily news, journals and also snapshots of international companies (ex : The New York Times, The Financial Times, The Daily Telegraph, El País, Corriere della Sera, Les Echos, Le Figaro, Libération...)

ABI Inform / Proquest : information from commercial & economic publications, professional or academic : industry reports, companies reports, working papers, market research, (Publications from Emerald, Economist Intelligence Unit, Financial Times Group...)

Proquest asian business: asian business & financial information from international publications

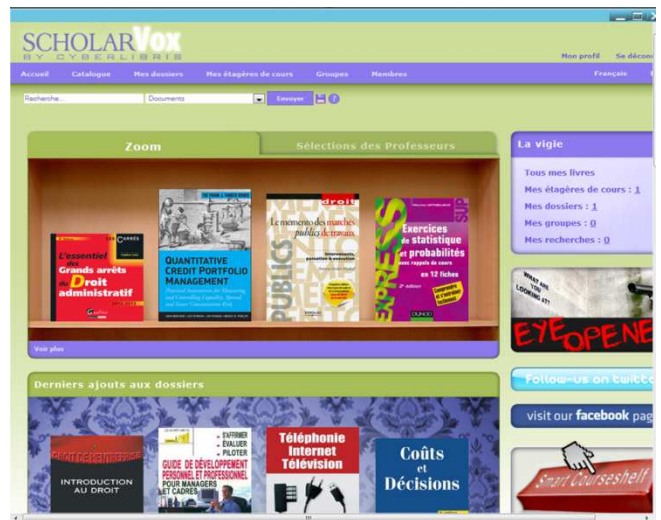
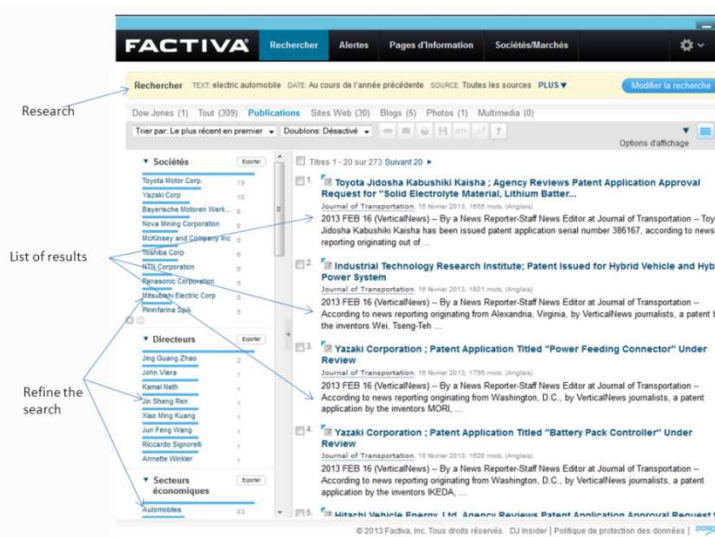
Proquest entrepreneurship: journals, working papers, conference proceedings, and use full tools for entrepreneur

ScholarVox: 12000 E-books in Business and Management science. Full text

Cairn info: professional magazines and academic publications, contains also the famous French encyclopedic collection “Que Sais-Je?” which covers all fields of the knowledge.



Xerfi 700: economics reports on many markets (France, Europe). Some reports in English



12.3.2 Contact

Website: <http://learningcenter.esce.fr>

Access with login and password: if you have a problem with your codes: send an email to sysadm@esce.fr

Questions about a database, electronic resources:
send an email to learningcenter@esce.fr

12.4 Library

There are different libraries in Paris that you can access:

- BNF, Bibliothèque Nationale de France, 75013. <http://www.bnf.fr/fr/>
Annual card : 20€ per student
- BPI Beaubourg, 75004: <http://www.bpi.fr>
One of the biggest library in Paris with free access to students. Open from 12PM to 10PM except Tuesdays.
- Bibliothèque Sainte Geneviève, 75005. <http://www-bsg.univ-paris1.fr/>
Library encyclopaedic and intervarsity. Free access after mandatory subscription.
- Le Centre de Documentation de la Documentation Française, 75007
<http://www.ladocumentationfrancaise.fr/>
Free access

At Eiffel 1 you have a media center where you can study and have access to the learning center.

12.5 Bookstores

12.5.1 English and French books/electronics/CDs

Darty (Electronics)

Beaugrenelle Shopping
Center
12 Rue Linois, 75015
Tel: 01 53 95 24 00
Metro: Bir Hakeim (Line 6)



FNAC (books, CDs, electronics)

Beaugrenelle Shopping
Center
12 Rue Linois, 75015
Tel: 01 53 95 24 00
Metro: Bir Hakeim (Line 6)



12.5.2 English Bookstores

Brentano's

37, avenue de l'Opéra
75002 Paris
Tel: 01 42 61 52 50
Metro : Opéra (Lines 7, 8 OR RER A)
Or Metro: Pyramid (Line 7)

Shakespeare & Company

37, rue de la Bucherie
75005 Paris
Tel: 01 43 25 40 93

W.H.Smith

248, rue de Rivoli
75001 Paris
Tel: 01 44 77 88 99
Metro: Concord (Lines 1, 8)

Galignani

224, rue de Rivoli
75001 Paris
Tel: 01 42 60 76 07



13. Registration Procedures

13.1 Before arriving, make sure you did:

STEP 1: Registration on-line for ESCE

STEP 2: Housing application if required

STEP 3: French test on-line

STEP 4: Courses selection on-line

13.2 Upon arrival

STEP 5: Sign your housing contract (if you are staying more than 3 months)

Open an electricity account with EDF for your room by calling at 01 42 23 30 10

Open a French Bank Account (if you are staying more than 3 months)

STEP 6: During the orientation, session will be organized to assist you for:

Apply for housing subsidy (CAF).

Apply for the French health coverage (Non-European students only)

Apply for temporary residence permit and OFII procedure (carte de séjour) if required

STEP 7: Confirm your address and phone number in France on MyESCE/Erasmus

14. Student's Associations, On-Campus Facilities and what to do in Paris

14.1 Student Associations



There are a number of student associations like Buddy, Café des Langues, International Clubs Discovery or Event in which you are invited to join and participate to make your integration with local students easier

Cost per semester: 70€ (prices are subject to change).



Cultural visit at Eiffel Tower



French lunch

14.2 Sports Facilities

You have different options around campus.

Forest Hill Aquaboulevard

4 rue Louis Armand
01 53 78 10 90



Squash Front de Seine

22 Rue du Théâtre
01 45 78 88 00

Salle de fitness Neones (gym)

18 Rue Juge
01 80 48 02 88

Front de Seine

44 Rue Emeriau
01 45 78 88 00

Piscine Keller (swimming pool)

14 Rue de l'Ingénieur Robert
Keller
01 45 71 81 00

14.3 Cafeteria – lunch only

We have a cafeteria for you to enjoy your lunch on campus. You can use the cafeterias between Mondays and Fridays on campus.

14.4 Restaurants Universitaires

You can also have access to the “Restaurants Universitaires” around Paris. To access it you need to:

- Be a student
- Have a student ID card
- Have a CROUS card, which costs 2€. You need to ask for that card at the reception of one of the “Restaurant Universitaire”. You can charge it with money (cash or credit cards are accepted) at the entrance of each “Restaurant Universitaire”.

A meal (to stay or to go) costs between 3 and 10€.

You can invite a friend, but he or she needs to have his or her own student ID card.

You have 15 “Restaurants Universitaires” around Paris. You have the list below or on the following

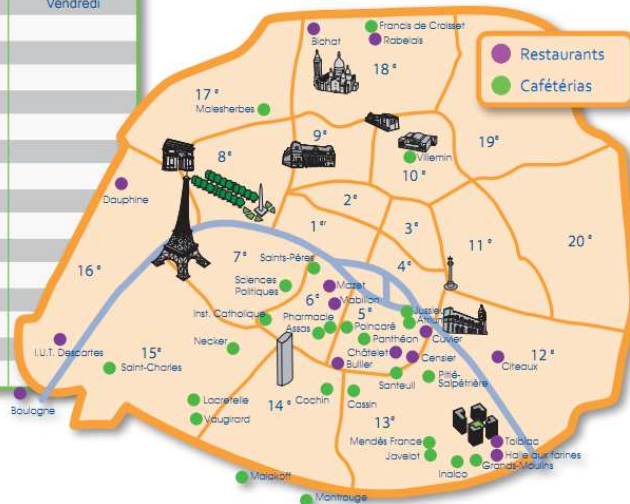
website: <http://www.crous-paris.fr/article.asp?idcat=AAAB&idar>

RESTAURANTS	ADRESSES	METRO	MIDI	SOIR	CAFÉTÉRIAS
BICHAT	16, rue Henri Huchard - 18 ^{ème}	Porte de St Ouen	11h30 à 14h15		8h00 à 10h45
BOULOGNE	71, avenue E. Vaillant - 92100 Boulogne	Marcel-Sembat	11h30 à 14h00		9h00 à 16h00
BULLIER	39, avenue G. Bernanos - 5 ^{ème}	Port Royal	11h30 à 14h00	18h15 à 20h00	
CENSIER	31, rue G. St Hilaire - 5 ^{ème}	Censier Daubenton	11h00 à 14h30		
CHATELET	10, rue Jean Calvin - 5 ^{ème}	Censier Daubenton	11h30 à 14h00		11h30 à 14h00
CITEAUX	45, boulevard Diderot - 12 ^{ème}	Gare de Lyon	11h30 à 14h00		
CUVIER	8 bis, rue Cuvier - 5 ^{ème}	Jussieu	11h30 à 14h00		8h30 à 16h00
DAUPHINE	2, boulevard Lannes - 16 ^{ème}	Porte Dauphine	11h20 à 14h15		8h00 - 17h45
HALLE AUX FARINES	Université Paris 7 - Denis Diderot - 13 ^{ème}	Bibliothèque François Mitterrand	11h30 à 14h00		
IUT DESCARTES	143, avenue de Versailles - 16 ^{ème}	Boulevard Victor ou Exelmans	11h00 à 13h45		8h00 à 16h45
MABILLON	3, rue Mabillon - 6 ^{ème}	Mabillon	11h30 à 14h00	18h00 à 20h00	
MAZET	5-5 bis, rue Mazet - 6 ^{ème}	Odéon	11h30 à 14h00		
RABELAIS	2, avenue Porte de Clignancourt - 18 ^{ème}	Clignancourt	11h15 à 14h00		
TOLBIAC	17, rue de Tolbiac - 13 ^{ème}	Bibliothèque François Mitterrand	11h00 à 14h00		

4.5 Where to eat around campus

Click to print the PDF file or pages from the PDF file

	ADRESSES	METRO	MIDI ET SOIR
ASSAS	92, rue d'Assas - 6 ^{ème}	Port Royal	
ATRIUM	2, place Jussieu - 5 ^{ème}	Jussieu	
CASSIN (René)	17, rue St Hippolyte - 13 ^{ème}	Gobelins	
FRANCIS DE CROISSET	8, rue Francis de Croisset - 18 ^{ème}	Porte de Clignancourt	Du Lundi
COCHIN	24, rue du Faubourg St Jacques - 14 ^{ème}	Port Royal	
GRANDS MOULINS	Université Paris 7 - Denis Diderot - 13 ^{ème}	Bibliothèque François Mitterrand	au
INALCO	65 rue Grands Moulins - 13 ^{ème}	Bibliothèque François Mitterrand	
INSTITUT CATHOLIQUE	21, rue d'Assas - 6 ^{ème}	Saint Sulpice	
JAVELOT	Imm Montréal - 59, rue Nationale - 13 ^{ème}	Olympiades	Vendredi
MALAKOFF	10, avenue P. Larousse - 92240 Malakoff	Plateau de Vanves	
MALESHERBES	108, boulevard Malesherbes - 17 ^{ème}	Malesherbes	
MENDÈS-FRANCE	90, rue de Tolbiac - 13 ^{ème}	Olympiades	
MONTRouGE	1, rue M. Arnoux - 92120 Montrouge	Porte d'Orléans	
NECKER	156, rue de Vaugirard - 15 ^{ème}	Pasteur	
PANTHÉON	Paris 1 - 12, place du Panthéon - 5 ^{ème}	Luxembourg	
PHARMACIE	4, avenue de l'Observatoire - 6 ^{ème}	Port royal	
PITIÉ	105, boulevard de l'Hôpital - 13 ^{ème}	Saint Marcel	
POINCARÉ (Henri)	11, rue Pierre et Marie curie - 5 ^{ème}	Luxembourg	
SAINT CHARLES	47-43, rue des Bergers - 15 ^{ème}	Charles-Michel	
SAINTS PÈRES	45, rue des Saints Pères - 6 ^{ème}	St Germain des Prés	
SANTEUIL	17, rue de Santeuil - 5 ^{ème}	Censier Daubenton	
SCIENCES POLITIQUES	56, rue des Saints Pères - 6 ^{ème}	St Germain des Prés	
VAUGIRARD (en travaux)	391, rue de Vaugirard - 15 ^{ème}	Convention	
VILLEMIN	10, avenue de Verdun - 10 ^{ème}	Château Landon	



BULLIER seul restaurant ouvert toute l'année midi et soir sauf le dimanche et les jours fériés

Between 5 and 12€

Mc Donalds

1 rue du commerce
01 45 75 98 01

A la petite chocolatière

66, Avenue de la Motte Piquet
01 47 83 32 87

Il Bocancino (Italian restaurant)

19 rue michel sextius
01 53 95 07 33

Pistache et chocolat

33/35 rue de lourmel
01 45 75 56 03

Mario e lillo (Italian restaurant)

98, Rue du Théâtre
01 45 77 76 68

Around 15€

L'Atome (aveyronnais)

29, Boulevard de Grenelle
01 45 78 72 6

Bistrot dupleix

62, Boulevard de Grenelle
01 45 77 24 96

Samaya (Lebanese Restaurant)

21, Boulevard de Grenelle
01 45 77 44 44

Tipaza (Eastern Cuisine)

150, Avenue Emile Zola
01 45 79 22 25

Boulangerie café : Le Fournil de Pierre

10, rue du commerce
01 45 75 16 48

Boulangerie Poilâne

49, Boulevard de Grenelle
01 45 79 11 49

New thai pacific (Thai restaurant)

110 boulevard de grenelle
01 45 78 87 88

Okito (Japanese Restaurant)

27 quai de grenelle
01 40 59 86 51

Matchan (Japanese Restaurant)

55 rue du théâtre
01 45 77 03 50

Le Bouquet de Grenelle

68, Avenue de la motte Piquet
01 47 34 30 01

Métropolitain

83, Boulevard de grenelle
01 40 56 00 02

Le Saint Martin's (Portuguese Restaurant)

8, rue Saint Charles
01 45 79 18 14

Villa 15 (Italian restaurant)

47, rue Saint Charles
01 45 77 14 43

Boulangerie Le Gallic

133, Avenue Emile Zola
01 45 75 20 64

Boulangier Pâtissier

SECCO

75, Boulevard de Grenelle
01 45 67 17 40

Amalfi (Italian restaurant)

4 rue viala
01 45 78 88 81

Darai (Korean Restaurant)

4 rue violet
01 45 77 36 77

Brasserie Le Pont De Seine

1, Boulevard de Grenelle
01 45 79 38 05

Café du Commerce

51, rue du Commerce
01 45 75 03 27

Le Pierrot

67, Avenue de la Motte-Piquet
01 47 34 17 76

Café Crêperie Suzette

117, Boulevard de Grenelle
01 47 83 39 71

Au dernier métro (basque)

70 boulevard de grenelle
01 45 75 01 23

Chez Darius Tiam (Iranian Restaurant)

81 rue du théâtre
01 45 79 41 22

Pastapapa

7 rue Jourmel
01 45 77 66 47

Ferouz (Lebanese Restaurant)

8-10 rue de Jourmel
01 45 78 07 02

Taki (Japanese Restaurant)

54 rue du docteur Finlay
01 45 79 42 28

More than 20€

Tagawa (Japanese Restaurant)

37, bis rue Rouelle
01 45 75 93 21

Le bistrot d'en face

24 rue du docteur Finlay
01 45 77 14 59

142 Crêperie contemporaine

59, rue Saint-Charles
01 40 59 84 01

Les prolongations

76 boulevard de Grenelle
01 45 75 62 05

Royal couscous (Eastern Cuisine)

22 rue Nélaton
01 45 77 25 17

Di Napoli (Italian restaurant)

31 boulevard de Grenelle
01 45 77 05 06

Le concert de cuisine (Japanese Restaurant)

14 rue Nélaton
01 40 58 10 15

Au Moka

92 boulevard de Grenelle
01 45 78 19 68

Di Napoli (Italian restaurant)

31 boulevard de Grenelle
01 45 77 05 06

Manna (Korean Restaurant)

44 rue de Jourmel
01 45 78 80 09

Siu Yu (Chinese Restaurant)

3, Rue Sextius Michel
01 45 77 17 99

Le court bouillon

51 rue du théâtre
01 45 77 08 18

8.3 Museums (National museums are free the 1st Sunday of each month)

Musée d'Orsay

62, rue de Lille 75003 (Musée d'Orsay) www.musee-orsay.fr

5,5€ (Students)

Tuesday – Sunday : 9.30am – 6pm

Thursday: 9.30 am – 9.45pm

La Maison Européenne de la Photographie

5/7 rue de Fourcy – 75004 (St. Paul)

3€ (students) www.mep-fr.org

Wednesday – Sunday: 11am – 8pm

Palais de la découverte

Av. Franklin-D.-Roosevelt 75008 Paris, www.palais-decouverte.fr (Metro: Franklin D. Roosevelt)

4,5€, planetarium: 3,5€ (students)

Tuesday – Saturday: 9.30am – 6pm

Sunday: 10am – 7pm.

Musée Rodin

77, rue de Varenne 75007 (Metro : Invalides)

4€ (student)

www.musee-rodin.fr

Week : 9.30am-5.45pm (parc 6.45 pm)

Week ends: 1pm – 6pm

Musée de la Vie Romantique

Hôtel Scheffer-Renan

16 rue Chaptal - 75009 Paris

tél. : 01 55 31 95 67

Metro : Blanche (Line 2)

Musée du Louvre (Mona Lisa, Venus de Milo, and many more) <http://www.louvre.fr>

Every Friday after 6pm is free

The first Sunday of every month is free

Métro : Palais-Royal-Musée du Louvre station.

Musée de Picasso

5 rue de Thorigny 75003 (St. Paul)

5,7€ (students)

www.musee-picasso.fr

9am – 6pm

Petit Palais

Avenue Winston Churchill 75008

(Metro: Champs-Élysées-Clemenceau)

Free of charge (except for temporary expositions)

Tel : 01 53 43 40 00

Tuesday – Sunday: 10am – 6pm

Musée Quai Branly

55, quai Branly 75007

6 € – 9,5 € (students)

www.quaibrantly.fr

Tuesday-Sunday: 10am – 6.30pm.

Thursday: 10am – 9.30pm

Musée Carnavalet (History of Paris)

23, rue de Sévigné, 75003 Paris

Tel : 01 44 59 58 58

Metro : St. Paul

<http://carnavalet.paris.fr>

George Pompidou Centre

Rue Saint-Martin, Paris

Metro: Rambuteau (line 11), Hôtel de Ville (line 1, 11), Châtelet (lignes 1, 4, 7, 11, 14)

RER: Châtelet/Les Halles (line A, B, D)

Opening Hours: The Pompidou Centre is open all days except Tuesdays and 1st of May. Hours : 11am to 10pm

<http://www.centrepompidou.fr>

8.4 Shopping Districts

Galleries Lafayette HAUSSMANN

40, bd Haussmann, 75009 PARIS

Tel : 01.42.82.34.56

<http://www.gallerieslafayette.com>

Le Marais (Art and creation)

Metro: Line 1 – St. Paul

Metro: Line 1 - Bastille

Champs Elysées

Metro: Line 1 – Charles de Gaulle Etoile

St. Germain area

Metro : Lines 10, 12 or 4 – Odéon, Sevres Babylon, Rue Rennes

Rue du Commerce

Metro : Lines 6, 8 or 10 – La Motte Piquet Grenelle

8.5 Movie Theatres

UGC Cinécity la Défense

Quatre Temps – La défense

Movies are shown in VO

MK2 Bercy Village

Metro : Line 14 - Cour St. Emilion

8.6 Stage and Musical Theatres

Opéra Garnier (National Opéra de Paris)

8 rue Scribe, 75009 Paris

Tel : 01 40 01 17 89

<http://www.operadeparis.fr/>

Olympia (concert hall)

18 r Caumartin, 75009 Paris

Tel : 01 55 27 10 00

<http://www.olympiahall.com/>



Boulevard Haussmann

Printemps, Galleries Lafayette, H&M, Zara, United Colours of Benetton, etc...

Metro : Line 9, Line 7 – Chaussée d'Atin

RER : A - Auber

Rue du Rivoli (shopping districts)

Metro - Line 1: Louvre Rivoli (souvenirs)

Metro - Line 1 : Hôtel de Ville, Châtelet

Le Bon Marché

24 rue de Sèvres, 75007 Paris

<http://www.lebonmarche.fr>

Metro : Lines 10, 12 – Sevre Babylon

Madeleine Area

Metro : Line 8 – Madeleine

UGC/Geaumont sur le Champs Elysée

Champs –Elysée (Charles de Gaulle Etoile, George V, Franklin D. Roosevelt)

Movies in VO

La Géode

26, Avenue Corentin Cariou 75019

Beautiful old cinema. No blockbusters, VO

Opéra Bastille (National Opéra de Paris)

120 rue Lyon, 75012 Paris

Tel : 01 40 01 17 89

<http://www.operadeparis.fr/>

Theatre Mogador

25 rue de Mogador

75009 Paris, France

Tel : 01 53 32 32 32

<http://www.mogador.net/>

For tickets for any stage shows, please either visit the direct websites of the theatres or visit FNAC stores. These are just a selection of Theatres in Paris. There are many more.

15. Transportation in Paris

15.1 Metro

The Metro system in Paris is quite extensive and is the best way to get around. The Metro consists of 14 lines and covers Paris central region and extends to some suburbs. Upon arrival, you should get a monthly pass called « Navigo » for the week or month you will be in Paris. It is more effective to get a monthly pass instead of buying a ticket each time you take the Metro. Metro system stays within the first 2 zones. You only need a Zone 2 ticket to take the Metro.

ESCE campus is located at the "Bir-Hakeim" or "Duplex" on "Line 6

All Metro and RER lines are color coded and to download a Metro Map, please visit the following website: <http://www.ratp.fr> (English version available).



15.2 RER



The RER are the fast suburban trains which also cross Paris. You will have to purchase a ticket which has a different cost depending on where you are going and the zone.

RER is a larger fast train compared to the Metro and goes through the city and its suburbs. RER lines are organized by alphabet from A to E.

You will have to buy a special RER ticket if you chose to travel with this transportation system.

15.3 Bus

Buses are also convenient to take for short distances however for longer distances, more than 6 city blocks, it is better to take the Metro or the RER. Please also find a bus map on the website above.

15.4 Fare and tickets

15.4.1 Tickets T+

- One ticket (for all zones): 1.80€
- Book of 10 tickets (for all zones): 14.10€
- One ticket in a bus: 1.80€

15.4.2 Tickets origin-destination

The origin-destination ticket allows you to travel between two stations in the region "Île-de-France" on the RER lines. It is used in one way or another, for example: Paris – la Défense and la Défense – Paris. The one way ticket from or to Paris from or to la Défense is 1.80€. Tickets to or from Paris can use correspondence metro and RER in Paris. For more information visit: http://www.ratp.fr/en/ratp/c_21187/billet-origine-destination/



15.4.3 Navigo Pass

The other option is to get a **Navigo Pass**. It is available immediately at the counter in metro stations and in authorized shops without having to complete an application, it costs 5€. It is open to all (no obligation to reside or work in Ile de France). It goes along with a name card with photo (25x30mm format). For a weekly pass that runs from Monday to Sunday – 21.25€ for all Zones. It is valid on Metro, buses and the RER within Paris.

We highly recommend you to purchase a monthly transportation pass for an unlimited number of journeys upon your arrival. With this pass, you will be able to use the Metro, the bus and the RER for all Zones. Currently, the cost for all Zones using a monthly pass is 70.00€.

To get more information about the monthly transportation passes, please visit the following website: www.ratp.fr (English version available)



Please be advised that most Metro stations do not have elevators or escalators. If you have heavy luggage to carry, you may have to carry them up the stairs.

*****And all costs are subject to change in July and in January*****

15.4.4 Imagin'R Card

This is a transportation card valid for a year for students under 26 and for an unlimited number of journeys for the zones previously chosen. This card offers discounts up to 50% compared to the Carte Navigo. Whichever zones you have chosen, you will be able to travel in the whole "Ile de France" (Paris' region) during weekends, bank holidays, holidays and from July 1st to August 31st. The first day of validity of this card can be September 1st, October 1st, November 1st, December 1st and January 1st. For prices and more information, you can connect on the following webpage: www.imagine-r.com/gestion/



15.5 Velib

Velib is a large-scale bicycle sharing program. In order to use the system, users need to take out a subscription, which allows the subscriber an unlimited number of rentals. Subscriptions can be purchased at 1.70€ per day, 8€/week, 29€/year (Vélib' Classique), or 39€/year (Vélib' Passion). With a subscription, bike rental is free for the first half hour of every individual trip; an unlimited number of such free trips can be made per day. A trip that lasts longer than 30 minutes incurs a charge of 1€ to 4€ for each subsequent 30-minute period. The increasing price scale is intended to keep the bikes in circulation. A Vélib' Passion subscription allows the user to have the first 45 minutes free on each trip, its price is reduced to 29€ for users aged under 27, and to 19€ for students receiving a scholarship. A credit card or debit card with a PIN is required to sign up for the program and to rent the bikes. The credit/debit card is charged a 150€ deposit, to protect against bikes not being returned. The credit card is required to contain an EMV chip in order to get a subscription at a station; short-term subscription can also be purchased online. 1-day and 1-week subscribers are given a subscription number to be used for future rentals during their subscription period, while 1-year subscribers are sent an RFID card. All types of sign-up can also be attached to a Navigo pass. The RFID card and Navigo pass allow direct use of the card readers at Vélib stations.



15.6 Taxi

French taxis are licensed by the local prefecture, which imposes strict rules on roadworthiness, passenger capacity (a maximum of 3) and working hours. Private minicabs do not really exist and all cabs operate in the same manner and to the same costs in each region. They do tend to charge more depending on the hour of the day (i.e. early morning, and late at night). Taxis in Paris can be hailed in the streets, at the numerous taxi stations found in every district or booked by phone.

The main taxi company in Paris: **G7 (G sept) – Tel: 01 47 39 47 39**

WeCab is a taxi service offering shared or private taxi's for journeys **to or from the airports Roissy Charles de Gaulle and Orly**. It is an economical and comfortable alternative to existing means of transportation to the airport: RER, **Paris airport shuttle, Paris airport bus, bus**, and other public transport or private vehicle. Book a **taxi to/from Paris airports** through our website www.wecab.com or by phone +33 (0) 1 41 27 66 77.



15.7 Transportation within Europe and other information

If you plan to travel around France or Europe in general after or during the program, the following websites might be useful for you:

Transportation from Airport:

<http://www.airport-shuttle.com/> (English version available)

<http://www.aeroportsdeparis.fr/ADP/en-GB/Passagers/home/> (English version)

Transportation (train) within France:

<http://www.sncf.fr> (cross country train): ouigo, id tgv , id bus

<http://www.ratp.fr> Metro, Bus & RER (English version available)

Transportation (train) within Europe:

<http://www.raileurope.com/us/index.htm> (English version available)

<http://www.eurostar.com> (Paris – London)



Useful links:

<http://www.fusac.fr/en/> (classifieds for the English speaking community in Paris)

<http://paris.en.craigslist.org/> (classifieds in Paris, English version)

15.8 Tours

Different Tour companies you are able to contact to take tours to such places as: Versailles Palace, Mt. St. Michel, Giverny Monet's Garden, Loire Valley Castles, etc...

A few sightseeing suggestions are: visiting the Museums (please see museum list), a tour of the Loire Valley and its Castles (day trip), a tour of the Abby of Mt. St. Michel (day-trip), visit the Versailles palace RER C (day-trip) or go on a Bike tour around Paris. All tours can be arranged through the different companies below. The information can be found on the following websites.

<http://www.parisvision.com>

<http://www.francetourisme.fr>

<http://www.fattirebiketoursparis.com> (Bike tours around Paris)

<http://www.parisinfo.com> (Paris visitors' bureau, English version)

<http://www.museums-of-paris.com/> (museums in Paris)

<http://www.4roues-sous-1parapluie.com/index.php> (original and authentic way of visiting Paris)

16. Currency and Banking in France

16.1 Currency

To find out the latest currency exchange rates, you should contact your local financial institution. The exchange rate varies from store to store. Euro coins are available in denominations of 1 cent, 5 cents, 10 cents, 25 cents, 50 cents, 1€, 2€. Euro notes (paper bills) are available in denominations of 5€, 10€, 20€, 50€, 100€ and so on. The 50€ and 100€ bills may not be widely accepted and it is better to have smaller bills on hand.



16.2 Banks for money withdrawals (ATMs or Cash points)

There are many ATMs for money withdrawals all around Paris however the exchange rate varies depending on the bank. Please note that all around Europe, most ATMs take 4 digit codes only. **Please ensure that your bank card has a confidential code of 4 digits before leaving your country. They do not accept letter codes.**

16.3 Traveler's Checks

Traveler's checks (in Euros) can also be used in the largest stores and restaurants however you must present official picture identification (passport or citizenship card) at the time of its use. You will not be able to use your regular bank checks. **Traveler's checks must be in Euros and cannot be in any other currencies.** You must go to large banks to cash traveler's checks and must show your ID (Passport) when cashing them.

16.4 Master Cards/ VISA/ American Express

The most widely used credit cards are Master Cards and Visa cards. The American Express cards are less used in Europe. Please note that some smaller restaurants may not be equipped to process North American Credit cards due to a different system used in France. Therefore, it is always a good idea to have some cash or traveler's checks on hand.

17. Other Useful Information

17.1 The French Electrical System – voltage difference

The French electrical system, like most European countries is 220 volts at 50 cycles. Plugs take a standardized two or three round-pin format. Hair dryers, battery chargers, electric shavers and all other electric devices will require **an adapter and a voltage converter**. Most can be adapted with relative ease, but ask for advice and make sure you purchase an adapter and converter before leaving your home country especially for expensive equipment. **The Residence or the school does not have any adapters or voltage converters.**

17.2 Cell phone connection

If you would like to have a cell phone connection while you are in Paris, you have several options. You can get an international connection from your home country or buy a "pay as you go" card in France. Make sure your phone accepts international Sim cards.

17.3 Payphones in Paris

Most payphones inside Paris do not accept coins. You will have to buy a phone card specially made to use at payphones. You are able to buy these cards at any "Tabac" stores (smoke shops), any newsstands, or any large departmental stores. They are called 'carte téléphonique pour les cabines'. You can also use directly your debit card.

17.4 Grocery Stores

Around the school you have different grocery stores.

You also have a market on Wednesdays on boulevard de Grenelle between rue Lourmel and rue du commerce.

Biocoop

44, Boulevard de Grenelle
01 45 77 70 14

Oliviers&Co

85, rue du Commerce
01 55 76 42 26

Monop'

27, Boulevard de Grenelle

Picard

72, Boulevard de Grenelle
01 45 77 48 77

Carrefour City

33, Rue Frémicourt
01 44 49 04 89

Maison Gosselin

1, rue de Lourmel
01 45 78 70 06

Monoprix

111, Boulevard de Grenelle

Sitis Market

31, Rue Saint Charles

Super halle 2000

45, rue du Commerce
01 45 77 25 76

Marché Franprix

23, Boulevard de Grenelle
01 45 79 19 34

Dia

97, Boulevard de Grenelle

Ker primeurs

96, rue du Théâtre

17.5 Sunday Store closures

Most regular clothing, pharmacies and grocery stores are closed on Sundays in France. Most restaurants and bakeries are open on Sundays but are closed on Monday. Most banks are closed on Monday as well.

17.6 What to pack for your trip

Paris is a beautiful city, and it has temperate weather. Always be prepared with an umbrella or a rain jacket, because you never know when it is going to rain. Although Paris can have very hot summers, it can also have very cold winters. Always bring a thick jacket for all weather conditions.

Average temperatures in Paris are shown below in Celsius and Fahrenheit

Month	Avg. high °C/°F	Avg. low °C/°F	Month	Avg. high °C/°F	Avg. low °C/°F
JAN.	10/53	0/32	JULY	32/90	16/61
FEB.	12/54	2/35	AUG.	32/90	16/61
MAR.	15/60	3/38	SEP.	27/82	13/55
APRIL	17/63	6/42	OCT.	20/68	8/47
MAY	22/71	9/48	NOV.	14/58	4/39
JUNE	27/82	13/56	DEC.	11/52	2/35

Estimated Cost of Living

Estimated costs for a typical student in Paris*	
Housing	Minimum 800 €/ per month + utilities (varies on location & size of housing)
Entertainment (movies, clubbing, restaurants, etc...)	120 €/ per month (will vary depending on your personal spending habits)
Food (groceries)	200 €/per month (will vary)
Transportation	70 € - 116 €/per month (within Paris only)
Miscellaneous	100 €/per month (varies on your spending habits)
Social Security for Non-EU	217€

***PLEASE, NOTE THAT THESE PRICES ARE SUBJECT TO CHANGE WITHOUT PRIOR NOTICE.**

ESCE School Contact Information: Karine Gautier 0033 6 38 25 68 12

Emergency Contact – From a French telephone

(Please take a picture in order to access from your mobile phone at all times)



17: Police Emergency

112: Emergency Number from a Mobile phone

18: Fire brigade/ambulance

15: Emergency medical assistance service (SAMU)

08.92.70.57.05: Lost or stolen credit card- 7/7 (0,34€/min)

01.47.77.72.00: American Express

08.10.31.41.59: Diner's Club

08.92.68.32.08: Lost and Found Service-7/7 (0.337€/min) 36, rue des Morillons, 75015 Paris

08.21.00.25.25: (0,12€/min)

01.44.16.65.62: International Social Center (CIUP) <http://www.ciup.fr/en/access-en/rsi/>

01.47.70.70.32: Bureau d'Aide Psychologique Universitaire (Métro Richelieu Drouot)

01.46.21.46.46: S.O.S. English helpline (7/7 from 3pm to 11pm) <http://www.soshelpline.org/>

FRANCE EMERGENCY NUMBERS:

<http://www.prefecturedepolice.interieur.gouv.fr/English/Advice/Advice/Enjoy-Paris-safely>

<http://www.prefecturedepolice.interieur.gouv.fr/English>

Paris is statistically one of the safest major metropolitan areas in Europe. Violent crime rates are fairly low here. Following these basic Paris safety tips can go a long way in ensuring you avoid danger during your stay in Paris.

Paris community police has about a hundred public reception points scattered all over the capital. Among them, the 20 district (arrondissement) central police stations are open 24/7, in order to attend to victims and provide help and assistance.

Foreign visitors can speak to bilingual police officers. The latter, either at the reception desk in police stations or patrolling the streets, throughout the summer, wear badges indicating, by means of a flag, the language(s) they can speak. They can answer simple questions such as basic information (geographic direction or tourist sites) as well as more sensitive questions, regarding theft or assault, and may thus bring valuable assistance to tourists who do not command the French language.

When recording a complaint, the (Système d'Accueil des Victimes Etrangères - Reception System for Foreign Victims) software, available in twenty languages, now allows any police civil servant to record the complaint from a foreign tourist and provide him/her with a receipt in its original language, thus simplifying the visitor's forthcoming procedures at the embassy or in his/her own country.

To avoid becoming a victim, follow these tips

Be careful in the street:

- Preferably use a small bag or a waist-bag / fanny-pack rather than a backpack;
- Take little cash with you;
- Do not put your wallet in your back pockets;
- If an assailant tries to snatch your bag, do not resist, or you may be injured;
- Beware of individuals who may divert your attention in order to steal your personal belongings.
- Some swindlers may impersonate police officers and ask for your identification and money. First of all, bear in mind that a real police officer will never ask for money. Ask for their white plastic three-color card indicating "Police" in the center, diagonally crossed in blue, white and red and bearing markings on both sides.

Be careful in public transport:

- Do not leave your luggage unattended;
- Do not let any individual go through the turnstile / gate directly behind you;
- Never buy tickets from scalpers who will charge you extra (up to ten times their value). Use ticket counters or ticket-issuing machines in (train / bus / subway) stations.

Never accept rides from someone who may offer their transport services in airports or in the street: this could be a "bogus/illegal" taxi, a crime punished by the French Labor Code.

In public places:

- Do not handle money in public and never change currencies in the street, use bureau de change / currency exchange offices instead;
- Use small denominations, bank cards or checks (of course if they can be cleared in France) for any purchases;
- Do not leave your methods of payment in cloakrooms or in your coat on a chair (at restaurant or in cafés for instance), a pickpocket could sit behind you and steal your belongings;
- Never lay your bag at your feet and do not leave your mobile phone or your wallet on the table in a café or a restaurant;
- Do not put your phone in an outside pocket of your bag or garments;
- Do not lend it to a stranger;
- In restaurants and bars, do not hesitate to ask for the menu and pricelist, so as to avoid any unpleasant

Loss or theft of your identification papers:

- Remember to photocopy all your identification papers and keep the copies in your hotel or your temporary place of residence;
- In case of loss, contact the consulate and in case of theft, also declare it to the police.

What to do if you become the victim of a theft or an assault?

- Should you become a victim of an assault, try to make the attacker go away by making as much noise as possible (shouting / screaming);
- Take refuge in the nearest shop and get someone to call the police;
- Give a description of your attacker: - sex, supposed age, hair color and cut, height and weight, distinctive features (beard, scars, tattoos, glasses, etc.).
- Indicate how and the direction in which they fled. In the case of a vehicle, specify the color, brand and, if possible, the license plate number (even partially).

Police officers will take you to the nearest police station so as to record your complaint. If you do not speak French, the S.A.V.E. (Système d'Accueil des Victimes Etrangères - Reception System for Foreign Victims) available in twenty languages allows officers to record your complaint and provide you with a receipt in your language.

In the case of physical assault, the officer shall also provide you with a written document allowing you to get examined at the medical-legal emergency unit (1, place du Parvis Notre-Dame, 75004 Paris - M° Cité, RER St-Michel -Notre-Dame - 01 42 34 82 85/29 -24/7) which shall issue an official certificate to be added to your file. An investigation will then be opened to look for the assailant(s).

Information to Leave at Home with your Friends and Family

Please leave this information with your family and/or close contacts at home.



ESCE – Ecole Supérieure du commerce extérieur
10 Rue Sextius Michel
75015 Paris
France



Our International Team:

Ms. Karine Gautier (International Relations Director)

Phone: +33 (0)1 81 51 15 35

Email: karine.gautier@esce.fr

Ms. Mimi Maung Trentin (International Recruitment and Admissions Manager)

Phone: +33 (0)1 81 51 15 38

Email: mimi.maung@esce.fr

Ms. Gala Cipolla (International Relations Coordinator)

Phone: +33 (0) 1 81 51 15 47

Email: gala.cipolla@esce.fr

Ms. Jennifer Kraus (International Relations and Summer Programs Coordinator)

Phone: +33 (0)1 81 51 15 40

Email: jennifer.kraus@esce.fr

Ms. Tiffany Meksavanh (International Relations Coordinator)

Phone: +33 (0) 1 81 51 15 36

Email: tiffany.meksavanh@esce.fr

Ms. Charlotte Morvan (International Relations Coordinator)

Phone: +33 (0) 1 81 51 15 39

Email: charlotte.morvan@esce.fr

Ms. Claudia Mueller (International Relations and Summer Programs Coordinator)

Phone: +33 (0)1 81 51 15 64

Email: claudia.mueller@esce.fr

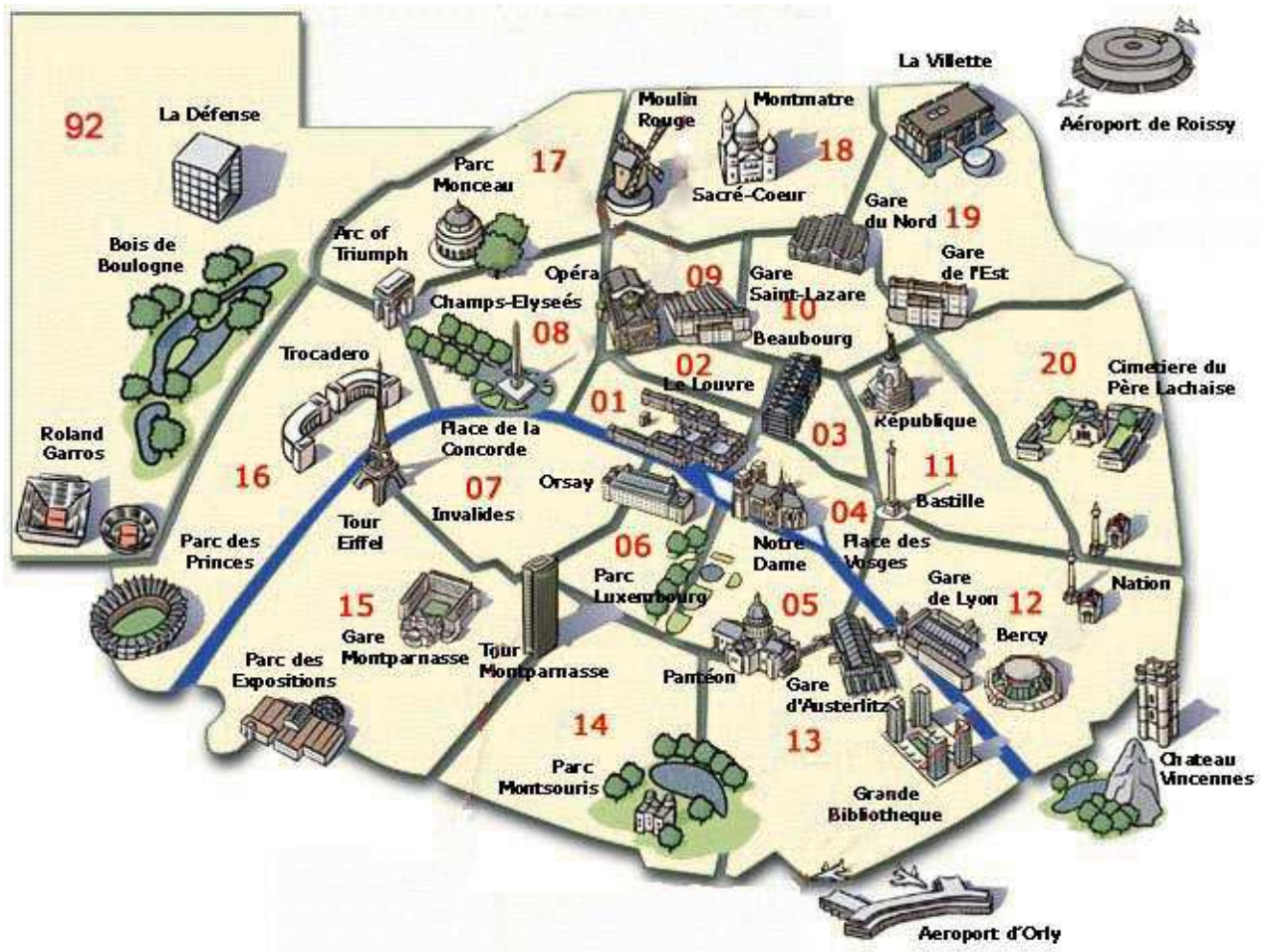
Ms. Cleopatra Narcisse (International Relations Student Recruitment Coordinator)

Phone: +33 (0)1 81 51 15 22

Email: cleopatra.narcisse@esce.fr

Map of Paris

Paris is divided into 20 districts called "arrondissements" and its suburbs surrounding the arrondissements. The arrondissements are numbered accordingly. Below is a quick overview of Paris for your information. You can easily see where most of the landmarks are relative to the rest of the city. We will also provide you with a detailed Map of Paris upon your arrival.



Survival French

If you plan to go out and explore the true life of a Parisian or the French, you may want to memorize a few French words. Most Parisians speak English, especially at the major shopping areas, airports and train or metro stations. But nonetheless, the French appreciate you at least trying to speak French. There may be less people who can speak English outside of Paris but in Paris, most people speak English. Here are some words as a quick introduction:



English	French	Phonetics
Communication Essentials		
Yes/No	Oui/Non	Wee/noñ
Please	S'il vous plait	Seel voo play
Thank you	Merci	Mer-see
Excuse me	Excusez-moi	Exkoo-zay mwah
Hello	Bonjour	Boñzhoor
Goodbye	Aurevoir	Oh ruh-vwar
What?	Quel, quelle?	Kel, kel
When?	Quand?	Koñ
Where?	Où?	Oo
In Emergency		
Help!	Au secours!	Oh sekoor
Stop!	Arrêtez!	Aret-ay
Call a	Appelez un	Apuh-lay uñ
Ambulance!	Ambulance!	Oñboo-loñs
Call the	Appelez la	Apuh-lay lah
Police!	Police!	Poh-lees
Call the fire fighters	Appelez les pompiers	Apuh-lay leh poñ-peeyay
Shopping		
How much does this cost?	C'est combine s'il vous plaît ?	Say kom-byañ seel voo play
I would like....	Je voudrais...	Zhuh voo-dray
Do you have?	Est-ce que vous avez?	Es-kuh voo zavay
What time do you open?	A quelle heure êtes-vous ouvert?	Ah kel urr voo zet oo-ver
Expensive	Cher	Shehr
Cheap	Pas cher OR bon marché	Pah shehr, boñ mar-shay
Grocery store	L'alimentation	Alee-moñta-syoñ
Supermarket	Le supermarché	Soo pehr-marshay
General Signs and Directions		
Exit	Sortie	Sor-tee
Entrance	Entrée	On-tray
Right side	Droit	Dwah
Left	Gauche	Goach



ESCE
INTERNATIONAL BUSINESS SCHOOL

CAMPUS EIFFEL

10, rue Sextius Michel 75015 Paris

international@esce.fr

www.esce.fr

Etablissement d'enseignement supérieur technique privé.

Document non contractuel - Crédit photos : Fotolia, iStock, Getty Image - 03/16 - 750 ex.